

IHSG	7,287
Change (%)	0.45%
Net Foreign	-3.76 T
Support	7250
Resistance	7300

Sectoral	Last
IDXBASIC.JK	1,360
IDXCYCLIC.JK	815
IDXENERGY.JK	2,156
IDXFINANCE.JK	1,476
IDXHEALTH.JK	1,372
IDXNONCYC.JK	715
IDXINDUST.JK	1,097
IDXINFRA.JK	1,601
IDXPROPERT.JK	650
IDXTECHNO.JK	3,513
IDXTRANS.JK	1,445

Commodities	Last	Change %
Crude Oil May 24	85.9	0.61%
Brent Crude Oil	90.5	0.49%
Gold Jun 24	2402.1	0.80%
Copper May 24	4.4	-0.24%

Indeks	Close	Change %
Dow Jones Industrial Average	37,735	-0.65%
S&P 500	5,062	-1.20%
NASDAQ Composite	15,885	-1.79%
FTSE 100	7,966	-0.38%
DAX PERFORMANCE-INDEX	18,027	0.54%
SSE Composite Index	3,057	1.26%
HANG SENG INDEX	16,600	-0.72%
Nikkei 225	38,536	-1.78%

Indikator	Tingkat
GDP Growth Rate	0.45 percent
GDP Annual Growth Rate	5.04 percent
Unemployment Rate	5.32 percent
Inflation Rate	3.05 percent
Inflation Rate MoM	0.52 percent
Interest Rate	6 percent
Balance of Trade	867 USD Million
Current Account	-1290 USD Million
Current Account to GDP	-0.3 percent of GDP
Government Debt to GDP	39.9 percent of GDP
Government Budget	-1.65 percent of GDP
Business Confidence	13.17 points
Manufacturing PMI	54.2 points



Source: Trading View, Divisi Research Erdikha

NEWS HIGHLIGHT
- Surplus 42 Persen, Multistrada (MASA) 2023 Tabulasi Laba USD75 Juta
- Pendapatan Oke, Laba Emiten Wulan Guritno (LUCY) 2023 Drop 90 Persen
- Urung Jual, Trisula Textile (BELL) Lanjut Buyback Rp30 Miliar
- Rugi Bengkak 247 Persen, Induk Net TV (NETV) 2023 Defisit Rp3,65 T
- Meroket 1.464 Persen, Estika (BEEF) 2023 Kemas Penjualan Rp611 Miliar

NEWS MARKET

*Market Insight on April 16, 2024

SENTIMEN GLOBAL
 - Pasar saham global bergerak melemah pada perdagangan sebelumnya. Indeks S&P 500, Eurostoxx, dan Shanghai komposit masing-masing bergerak sebesar -1.46%, -0.23%, dan -0.49%.
 - Obligasi AS tenor acuan 10 tahun ditutup naik dari 4.51% ke 4.54%. Pergerakan pasar dipengaruhi oleh Perkembangan data ekonomi makro dari AS dan kondisi geopolitik baru-baru ini telah mengejutkan penggiat pasar modal dan keuangan dunia.

SENTIMEN DOMESTIK
 - Faktor global juga mempengaruhi pergerakan pasar di level domestik. Rupiah terdepresiasi 0.01% ke level 16,118.
 - Imbal hasil obligasi negara tenor acuan 10 tahun turun dari 6.68% ke 6.64% dan IHSG menguat +0.45%. Pergerakan pasar dipengaruhi Rilis data inflasi yang melebihi ekspektasi pasar, berakhirnya program stimulus restrukturisasi kredit Covid-19 dan euforia dividen perbankan.

SENTIMEN MAKRO
 - Pada rapat FOMC the fed di prediksi menahan suku bunga tetap pada level 5,5% seiring dengan masih tingginya inflasi yang belum turun menuju level target 2,0%. Secara historis inflasi di AS secara tahunan (year-on-year) pada Januari 2024 berada pada level 3,1% untuk kemudian naik menjadi 3,2 di Februari dan naik lagi menjadi 3,5% di Maret didukung oleh naiknya harga bahan kebutuhan pokok dan BBM.
 - Rendahnya tingkat pengangguran di AS yang berada pada angka 3,8% pada Maret lalu dibandingkan rata-rata tingkat pengangguran jangka panjang pada angka 5,7% juga menjadi salah banyak faktor yang mendorong laju inflasi sulit melemah.

KOMODITAS
 - MINYAK MENTAH, Harga minyak mentah mempertahankan tren kenaikan karena ketegangan geopolitik yang terus berlanjut sehingga meningkatkan kekhawatiran akan berkurangnya supply.
 - EMAS, harga emas menguat pada hari ini terjadi setelah data harga produsen AS yang lebih rendah dari yang diharapkan meningkatkan harapan akan pemotongan suku bunga AS tahun ini, sementara kekhawatiran geopolitik yang persisten menambah kilauan logam tersebut.

PEKAN INI
 - Sentimen dari dalam negeri seperti pelemahan lanjutan Rupiah terhadap Dolar AS, kenaikan inflasi yang diatas ekspektasi pasar, liburan panjang lebaran diawal pekan, berakhirnya rilis laporan keuangan emiten akan berpengaruh terhadap fluktuasi pergerakan saham di minggu ini. saham saham yang berorientasi ekspor masih akan menarik untuk di hold atau buy on weakness tetapi saham saham perusahaan yang mempunyai hutang dalam denominasi dollar AS sebaiknya mulai dikurangi atau dilepas.
 - sementara itu dari kawasan global, ketidakpastian The Fed atas penurunan suku bunga dan tensi geopolitik ekonomi juga akan ikut menjadi perhatian investor. Dampak ketidakpastian memicu penguatan produk safe haven seperti Dolar AS dan Emas.

Stock Recommendation						
Stock	Last Price	Recommendation	TP 1	TP 2	Stop Loss	Commentary
BBRI	5,650	Buy on Weakness	5,750	5,925	5,475	Bullish Continuation, entry level: 5620-5700
MEDC	1,560	Trading Buy	1,590	1,635	1,510	Bullish Continuation, entry level: 2650-2680
MDKA	2,620	Trading Buy	2,670	2,750	2,540	Bullish Continuation, entry level: 7550-7650
ANTM	1,670	Buy on Weakness	1,700	1,750	1,615	Bullish Breakaway, entry level: 810-825
TINS	900	Trading Buy	915	945	870	Bullish Breakaway, entry level: 1885-1900

LQ45 PRICE PERFORMANCE



Tuesday, April 16, 2024

CODE	PRICE	Daily (%)	PER		52 WEEK PRICE PERFORMANCE	YTD (%)		PRICE	%	52W Low	CURRENT POSITION	52W High	%
BRIS	2,700	-1.10%	22			55.17%		2,700	86%	1,450	▼	2,960	-9%
ESSA	720	-1.37%	22			35.85%		720	50%	480	▼	930	-23%
MEDC	1,560	0.00%	7			35.06%		1,560	86%	840	▼	1,705	-9%
ACES	950	-1.55%	21			31.94%		950	120%	432	▼	985	-4%
SIDO	675	2.27%	21			28.57%		675	41%	478	▼	835	-19%
PGAS	1,375	0.36%	8			21.68%		1,375	30%	1,060	▼	1,535	-10%
PTBA	2,930	0.00%	6			20.08%		2,930	27%	2,300	▼	4,200	-30%
BBTN	1,500	-0.99%	6			20.00%		1,500	27%	1,180	▼	1,610	-7%
AKRA	1,735	-1.98%	12			17.63%		1,735	38%	1,255	▼	1,825	-5%
INKP	9,575	-0.78%	8			15.02%		9,575	39%	6,900	▼	11,850	-19%
EXCL	2,300	-1.71%	24			15.00%		2,300	36%	1,695	▼	2,640	-13%
ADRO	2,700	0.37%	3			13.45%		2,700	34%	2,010	▼	3,160	-15%
BMRI	6,825	-0.73%	12			12.81%		6,825	38%	4,950	▼	7,500	-9%
UNTR	25,250	0.80%	4			11.60%		25,250	21%	20,925	▼	31,700	-20%
HRUM	1,440	-1.03%	8			7.87%		1,440	34%	1,075	▼	1,945	-26%
MAPI	1,890	-0.53%	17			5.59%		1,890	45%	1,305	▼	2,070	-9%
CPIN	5,275	-0.94%	37			4.98%		5,275	22%	4,330	▼	5,800	-9%
ITMG	26,850	-0.19%	4			4.68%		26,850	21%	22,125	▼	35,375	-24%
BBCA	9,825	-0.25%	25			4.52%		9,825	14%	8,600	▼	10,400	-6%
MBMA	580	4.50%	523			3.57%		580	22%	476	▼	955	-39%
ICBP	10,850	-1.59%	18			2.60%		10,850	9%	10,000	▼	11,925	-9%
PGEO	1,190	0.00%	19			1.71%		1,190	80%	660	▼	1,680	-29%
INDF	6,500	0.00%	7			0.78%		6,500	4%	6,225	▼	7,550	-14%
BBRI	5,650	-0.88%	14			-1.31%		5,650	17%	4,830	▼	6,450	-12%
BBNI	5,300	-0.93%	9			-1.40%		5,300	23%	4,313	▼	6,250	-15%
AMRT	2,880	-0.69%	35			-1.71%		2,880	16%	2,490	▼	3,030	-5%
GGRM	19,950	-0.13%	7			-1.85%		19,950	3%	19,450	▼	30,050	-34%
ANTM	1,670	0.60%	13			-2.05%		1,670	19%	1,405	▼	2,160	-23%
MDKA	2,620	-2.24%	#N/A			-2.96%		2,620	27%	2,060	▼	4,320	-39%
INCO	4,100	-0.24%	9			-4.87%		4,100	14%	3,610	▼	7,100	-42%
ASII	5,275	1.93%	6			-6.64%		5,275	8%	4,900	▼	7,000	-25%
KLBF	1,480	-1.33%	25			-8.07%		1,480	5%	1,405	▼	2,200	-33%
INTP	8,625	-1.15%	15			-8.24%		8,625	1%	8,500	▼	11,500	-25%
SRTG	1,490	-0.33%	#N/A			-9.15%		1,490	6%	1,405	▼	1,990	-25%
MTEL	630	-0.79%	26			-10.64%		630	5%	600	▼	770	-18%
SMGR	5,650	-0.88%	18			-11.72%		5,650	0%	5,625	▼	7,250	-22%
ARTO	2,530	-1.94%	1,368			-12.76%		2,530	65%	1,530	▼	3,860	-34%
TLKM	3,430	-0.58%	14			-13.16%		3,430	1%	3,390	▼	4,500	-24%
TOWR	855	0.00%	13			-13.64%		855	4%	820	▼	1,130	-24%
GOTO	68	-1.45%	#N/A			-20.93%		68	26%	54	▼	147	-54%
PTMP	155	-1.27%	58			-23.27%		155	128%	68	▼	338	-54%
UNVR	2,680	-1.11%	21			-24.08%		2,680	4%	2,570	▼	4,630	-42%
BRPT	1,005	3.61%	227			-24.44%		1,005	42%	710	▼	1,950	-48%
EMTK	430	0.47%	#N/A			-27.12%		430	4%	414	▼	820	-48%
BUKA	146	-2.01%	#N/A			-32.41%		146	7%	136	▼	268	-46%

Sumber: Research Team Erdikha Elit Sekuritas

KETERANGAN

PER : PER saat ini dibawah 10 kali

YTD (%) : Kinerja harga saat ini dibandingkan dengan harga saham awal tahun 45 saham yang memiliki likuiditas tinggi dan kapitalisasi pasar

52W Low : **Harga terendah** selama 52 Minggu terakhir

52W High : **Harga tertinggi** selama 52 Minggu terakhir

LQ45 adalah Indeks yang mengukur kinerja harga dari besar serta didukung oleh fundamental perusahaan yang baik.

MSCI PRICE PERFORMANCE



Tuesday, April 16, 2024

CODE	PRICE	Daily (%)	PER		52 WEEK PRICE PERFORMANCE	YTD (%)		PRICE	%	52W Low	CURRENT POSITION	52W High	%
1 AMMN	8,950	1.13%	154	AMMN		36.64%	AMMN	8,950	426%	1,700		9,000	-1%
2 INKP	9,575	-0.78%	8	INKP		15.02%	INKP	9,575	39%	6,900		11,850	-19%
3 ADRO	2,700	0.37%	3	ADRO		13.45%	ADRO	2,700	34%	2,010		3,160	-15%
4 BMRI	6,825	-0.73%	12	BMRI		12.81%	BMRI	6,825	38%	4,950		7,500	-9%
5 UNTR	25,250	0.80%	4	UNTR		11.60%	UNTR	25,250	21%	20,925		31,700	-20%
6 CPIN	5,275	-0.94%	37	CPIN		4.98%	CPIN	5,275	22%	4,330		5,800	-9%
7 BBKA	9,825	-0.25%	25	BBKA		4.52%	BBKA	9,825	14%	8,600		10,400	-6%
8 ICBP	10,850	-1.59%	18	ICBP		2.60%	ICBP	10,850	9%	10,000		11,925	-9%
9 INDF	6,500	0.00%	7	INDF		0.78%	INDF	6,500	4%	6,225		7,550	-14%
10 BBRI	5,650	-0.88%	14	BBRI		-1.31%	BBRI	5,650	17%	4,830		6,450	-12%
11 BBNI	5,300	-0.93%	9	BBNI		-1.40%	BBNI	5,300	23%	4,313		6,250	-15%
12 AMRT	2,880	-0.69%	35	AMRT		-1.71%	AMRT	2,880	16%	2,490		3,030	-5%
13 ANTM	1,670	0.60%	13	ANTM		-2.05%	ANTM	1,670	19%	1,405		2,160	-23%
14 MDKA	2,620	-2.24%	#N/A	MDKA		-2.96%	MDKA	2,620	27%	2,060		4,320	-39%
15 ASII	5,275	1.93%	6	ASII		-6.64%	ASII	5,275	8%	4,900		7,000	-25%
16 KLBF	1,480	-1.33%	25	KLBF		-8.07%	KLBF	1,480	5%	1,405		2,200	-33%
17 SMGR	5,650	-0.88%	18	SMGR		-11.72%	SMGR	5,650	0%	5,625		7,250	-22%
18 TLKM	3,430	-0.58%	14	TLKM		-13.16%	TLKM	3,430	1%	3,390		4,500	-24%
19 TOWR	855	0.00%	13	TOWR		-13.64%	TOWR	855	4%	820		1,130	-24%
20 GOTO	68	-1.45%	#N/A	GOTO		-20.93%	GOTO	68	26%	54		147	-54%
21 UNVR	2,680	-1.11%	21	UNVR		-24.08%	UNVR	2,680	4%	2,570		4,630	-42%
22 BRPT	1,005	3.61%	227	BRPT		-24.44%	BRPT	1,005	42%	710		1,950	-48%

Sector Weights for Monday, March 18, 2024

Sector Name	Weight%
Financials	62.21
Communication Services	10
Consumer Staples	7.73
Materials	7.52
Industrials	4.89
Energy	3.47
Consumer Discretionary	2.79
Health Care	1.41

Industry Group Weights for Monday, March 18, 2024

Industry Group Name	Weight%
Banks	62.21
Telecommunication Services	10
Materials	7.52
Capital Goods	4.89
Food Beverage & Tobacco	4.28
Energy	3.47
Consumer Discretionary Distribution & Retail	2.79
Consumer Staples Distribution & Retail	2.51
Pharmaceuticals, Biotechnology & Life Sciences	1.41
Household & Personal Products	0.94

MSCI FEBRUARY 2024 QUARTERLY INDEX REVIEW

Announcement date : February 12, 2024, All changes will be made as of the close of February 29, 2024, Effective date March 01, 2024

INDONESIA

- MSCI Global Standard Indexes List

Additions : -

Deletions : -

- MSCI Small Cap Indexes List

Additions : BUMI, MIDI

Deletions : CUAN

NEXT

May 2024 Index Review

o Announcement date: May 14, 2024

o Effective date: Jun 03, 2024

Sumber: Research Team Erdikha Elit Sekuritas

KETERANGAN

PER	: PER saat ini dibawah 10 kali
YTD (%)	: Kinerja harga saat ini dibandingkan dengan harga saham awal tahun
52W Low	: Harga terendah selama 52 Minggu terakhir
52W High	: Harga tertinggi selama 52 Minggu terakhir

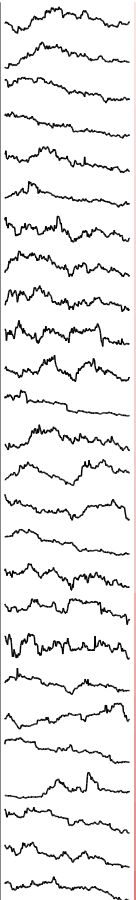
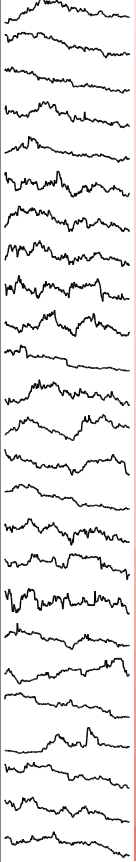

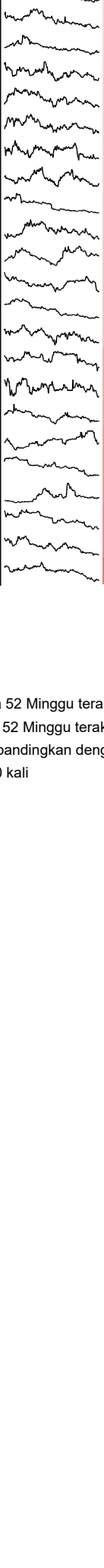
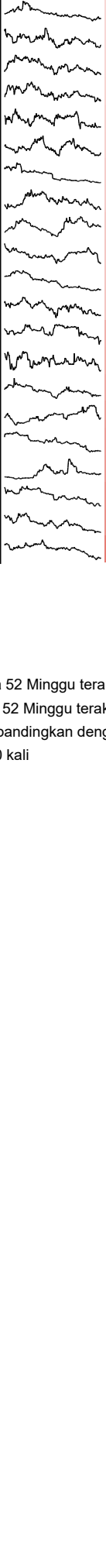





















IDX80 PERFORMANCE



Tuesday, April 16, 2024

260

CODE	PRICE	Daily (%)	PER	52 WEEK PRICE PERFORMANCE	YTD (%)	PRICE	%	52W Low	CURRENT POSITION	52W High	%
BRIS	2,700	-1.10%	22		55.17%	2,700	86%	1,450	▼	2,960	-9%
TINS	900	-2.70%	#N/A		39.53%	900	73%	520	▼	1,045	-14%
ESSA	720	-1.37%	22		35.85%	720	50%	480	▼	930	-23%
TPIA	7,100	1.79%	#N/A		35.24%	7,100	256%	1,995	▼	7,100	0%
MEDC	1,560	0.00%	7		35.06%	1,560	86%	840	▼	1,705	-9%
ACES	950	-1.55%	21		31.94%	950	120%	432	▼	985	-4%
SIDO	675	2.27%	21		28.57%	675	41%	478	▼	835	-19%
GJTL	1,300	0.00%	4		25.60%	1,300	120%	590	▼	1,490	-13%
MAPA	1,015	1.00%	21		23.78%	1,015	128%	446	▼	1,170	-13%
PGAS	1,375	0.36%	8		21.68%	1,375	30%	1,060	▼	1,535	-10%
SMIL	146	1.39%	15		20.66%	146	51%	97	▼	230	-37%
PTBA	2,930	0.00%	6		20.08%	2,930	27%	2,300	▼	4,200	-30%
BBTN	1,500	-0.99%	6		20.00%	1,500	27%	1,180	▼	1,610	-7%
ISAT	11,250	1.58%	20		20.00%	11,250	74%	6,475	▼	12,250	-8%
AKRA	1,735	-1.98%	12		17.63%	1,735	38%	1,255	▼	1,825	-5%
INKP	9,575	-0.78%	8		15.02%	9,575	39%	6,900	▼	11,850	-19%
EXCL	2,300	-1.71%	24		15.00%	2,300	36%	1,695	▼	2,640	-13%
PNLF	302	-3.21%	6		14.39%	302	25%	242	▼	358	-16%
ADRO	2,700	0.37%	3		13.45%	2,700	34%	2,010	▼	3,160	-15%
JSMR	5,500	0.00%	6		12.94%	5,500	74%	3,160	▼	5,700	-4%
BMRI	6,825	-0.73%	12		12.81%	6,825	38%	4,950	▼	7,500	-9%
UNTR	25,250	0.80%	4		11.60%	25,250	21%	20,925	▼	31,700	-20%
HRUM	1,440	-1.03%	8		7.87%	1,440	34%	1,075	▼	1,945	-26%
MAPI	1,890	-0.53%	17		5.59%	1,890	45%	1,305	▼	2,070	-9%
INDY	1,510	0.67%	4		5.23%	1,510	18%	1,285	▼	2,800	-46%
ERAA	448	0.45%	9		5.16%	448	37%	326	▼	545	-18%
CPIN	5,275	-0.94%	37		4.98%	5,275	22%	4,330	▼	5,800	-9%
ITMG	26,850	-0.19%	4		4.68%	26,850	21%	22,125	▼	35,375	-24%
PTPP	448	-1.32%	6		4.67%	448	11%	402	▼	835	-46%
BBCA	9,825	-0.25%	25		4.52%	9,825	14%	8,600	▼	10,400	-6%
CTRA	1,220	-4.69%	12		4.27%	1,220	25%	975	▼	1,335	-9%
JPFA	1,230	-1.20%	15		4.24%	1,230	21%	1,015	▼	1,410	-13%
TKIM	7,575	-0.98%	9		3.77%	7,575	35%	5,600	▼	10,375	-27%
BFIN	1,250	-1.57%	11		3.73%	1,250	31%	955	▼	1,535	-19%
MBMA	580	4.50%	523		3.57%	580	22%	476	▼	955	-39%
ELSA	400	0.00%	6		3.09%	400	30%	308	▼	460	-13%
ICBP	10,850	-1.59%	18		2.60%	10,850	9%	10,000	▼	11,925	-9%
ASSA	810	-1.82%	28		2.53%	810	18%	685	▼	1,420	-43%
PGEO	1,190	0.00%	19		1.71%	1,190	80%	660	▼	1,680	-29%
INDF	6,500	0.00%	7		0.78%	6,500	4%	6,225	▼	7,550	-14%
MPMX	1,045	1.46%	9		-0.48%	1,045	8%	970	▼	1,360	-23%
ENRG	218	-0.91%	5		-0.91%	218	13%	193	▼	302	-28%
MIKA	2,820	1.08%	43		-1.05%	2,820	16%	2,430	▼	3,100	-9%
BBRI	5,650	-0.88%	14		-1.31%	5,650	17%	4,830	▼	6,450	-12%
BBNI	5,300	-0.93%	9		-1.40%	5,300	23%	4,313	▼	6,250	-15%
ADMR	1,340	-0.74%	8		-1.47%	1,340	81%	740	▼	1,600	-16%
AMRT	2,880	-0.69%	35		-1.71%	2,880	16%	2,490	▼	3,030	-5%
GGRM	19,950	-0.13%	7		-1.85%	19,950	3%	19,450	▼	30,050	-34%
ANTM	1,670	0.60%	13		-2.05%	1,670	19%	1,405	▼	2,160	-23%
MYOR	2,420	-3.20%	17		-2.81%	2,420	7%	2,260	▼	2,900	-17%
MDKA	2,620	-2.24%	#N/A		-2.96%	2,620	27%	2,060	▼	4,320	-39%
PWON	432	0.93%	10		-4.85%	432	10%	392	▼	525	-18%
INCO	4,100	-0.24%	9		-4.87%	4,100	14%	3,610	▼	7,100	-42%

BRMS	160	-1.23%	101	BRMS		-5.88%	BRMS	160	40%	114	▼	226	-29%
AUTO	2,210	0.91%	6	AUTO		-6.36%	AUTO	2,210	36%	1,630	▼	3,620	-39%
ASII	5,275	1.93%	6	ASII		-6.64%	ASII	5,275	8%	4,900	▼	7,000	-25%
KLBF	1,480	-1.33%	25	KLBF		-8.07%	KLBF	1,480	5%	1,405	▼	2,200	-33%
INTP	8,625	-1.15%	15	INTP		-8.24%	INTP	8,625	1%	8,500	▼	11,500	-25%
BMTR	244	0.00%	6	BMTR		-8.96%	BMTR	244	11%	220	▼	388	-37%
SRTG	1,490	-0.33%	#N/A	SRTG		-9.15%	SRTG	1,490	6%	1,405	▼	1,990	-25%
SMRA	520	1.96%	11	SMRA		-9.57%	SMRA	520	3%	505	▼	740	-30%
BSDE	975	0.52%	10	BSDE		-9.72%	BSDE	975	5%	930	▼	1,235	-21%
TBIG	1,870	0.00%	27	TBIG		-10.53%	TBIG	1,870	5%	1,780	▼	2,300	-19%
MTEL	630	-0.79%	26	MTEL		-10.64%	MTEL	630	5%	600	▼	770	-18%
WIFI	136	0.74%	5	WIFI		-11.69%	WIFI	136	6%	128	▼	280	-51%
SMGR	5,650	-0.88%	18	SMGR		-11.72%	SMGR	5,650	0%	5,625	▼	7,250	-22%
ARTO	2,530	-1.94%	1,368	ARTO		-12.76%	ARTO	2,530	65%	1,530	▼	3,860	-34%
TLKM	3,430	-0.58%	14	TLKM		-13.16%	TLKM	3,430	1%	3,390	▼	4,500	-24%
MNCN	334	-0.60%	4	MNCN		-13.47%	MNCN	334	9%	306	▼	715	-53%
TOWR	855	0.00%	13	TOWR		-13.64%	TOWR	855	4%	820	▼	1,130	-24%
HEAL	1,205	1.69%	41	HEAL		-19.13%	HEAL	1,205	9%	1,105	▼	1,575	-23%
SCMA	137	0.00%	26	SCMA		-19.41%	SCMA	137	5%	130	▼	182	-25%
GOTO	68	-1.45%	#N/A	GOTO		-20.93%	GOTO	68	26%	54	▼	147	-54%
PTMP	155	-1.27%	58	PTMP		-23.27%	PTMP	155	128%	68	▼	338	-54%
UNVR	2,680	-1.11%	21	UNVR		-24.08%	UNVR	2,680	4%	2,570	▼	4,630	-42%
BRPT	1,005	3.61%	227	BRPT		-24.44%	BRPT	1,005	42%	710	▼	1,950	-48%
BTPS	1,235	-1.20%	9	BTPS		-26.92%	BTPS	1,235	2%	1,210	▼	2,350	-47%
EMTK	430	0.47%	#N/A	EMTK		-27.12%	EMTK	430	4%	414	▼	820	-48%
BUKA	146	-2.01%	#N/A	BUKA		-32.41%	BUKA	146	7%	136	▼	268	-46%

Sumber: Research Team Erdikha Elit Sekuritas

KETERANGAN

52W Low	:	Harga terendah selama 52 Minggu terakhir
52W High	:	Harga tertinggi selama 52 Minggu terakhir
YTD (%)	:	Kinerja harga saat ini dibandingkan dengan harga saham awal tahun
PER	:	PER saat ini dibawah 10 kali

IDX80 adalah Indeks yang mengukur kinerja harga dari 80 saham yang memiliki likuiditas tinggi dan kapitalisasi pasar besar serta didukung oleh fundamental perusahaan yang baik.

ECONOMIC CALENDAR



				Actual	Previous	Consensus	Forecast
Monday April 15 2024							
8:30 AM	CN	PBoC 1-Year MLF Announcement		2.50%	2.50%		2.50%
1:30 PM	US	Fed Logan Speech					
7:30 PM	US	Retail Sales MoM MAR		0.70%	0.9% Ⓞ	0.30%	0.40%
7:30 PM	US	NY Empire State Manufacturing Index APR		-14.3	-20.9	-9	-10
7:30 PM	US	Retail Sales Ex Autos MoM MAR		1.10%	0.6% Ⓞ	0.40%	0.20%
7:30 PM	US	Retail Sales Ex Gas/Autos MoM MAR		1%	0.5% Ⓞ	0.30%	0.20%
7:30 PM	US	Retail Sales YoY MAR		4%	2.1% Ⓞ		2.50%
9:00 PM	US	Business Inventories MoM FEB		0.40%	0%	0.30%	0.30%
9:00 PM	US	NAHB Housing Market Index APR		51	51	51	51
9:00 PM	US	Retail Inventories Ex Autos MoM FEB		0.40%	0.30%	0.40%	0.40%
10:30 PM	US	3-Month Bill Auction		5.25%	5.23%		
10:30 PM	US	6-Month Bill Auction		5.16%	5.12%		
11:00 PM	US	NOPA Crush Report					
Tuesday April 16 2024							
7:00 AM	US	Fed Daly Speech					
8:30 AM	CN	House Price Index YoY MAR			-1.40%		-0.20%
9:00 AM	CN	GDP Growth Rate YoY Q1			5.20%	5.00%	5.00%
9:00 AM	CN	Industrial Production YoY MAR			7%	5.40%	5.30%
9:00 AM	CN	Retail Sales YoY MAR			5.50%	4.50%	4.40%
9:00 AM	CN	Fixed Asset Investment (YTD) YoY MAR			4.20%	4.30%	4.20%
9:00 AM	CN	GDP Growth Rate QoQ Q1			1%		0.90%
9:00 AM	CN	Unemployment Rate MARCH			5.30%	5.20%	5.20%
9:00 AM	CN	Industrial Capacity Utilization Q1			75.90%		75.00%
9:00 AM	CN	NBS Press Conference					
10:00 AM	ID	Consumer Confidence MAR			123.1		123.4
11:00 AM	ID	Balance of Trade MAR			\$0.87B		\$ 1.5B
11:00 AM	ID	Exports YoY MAR			-9.45%		
11:00 AM	ID	Imports YoY MAR			15.84%		
7:30 PM	US	Building Permits Prel MAR			1.524M	1.514M	1.51M
7:30 PM	US	Building Permits MoM Prel MAR			2.40%		-0.70%
7:30 PM	US	Housing Starts MAR			1.521M	1.48M	1.51M
7:30 PM	US	Housing Starts MoM MAR			10.70%		-0.80%
7:55 PM	US	Redbook YoY APR/13			5.40%		
8:15 PM	US	Industrial Production MoM MAR			0.10%	0.40%	0.20%
8:15 PM	US	Capacity Utilization MAR			78.30%	78.50%	78.60%
8:15 PM	US	Industrial Production YoY MAR			-0.20%		0.60%
8:15 PM	US	Manufacturing Production MoM MAR			0.80%		0.30%
8:15 PM	US	Manufacturing Production YoY MAR			-0.70%		0.50%
10:30 PM	US	42-Day Bill Auction			5.28%		
10:30 PM	US	52-Week Bill Auction			4.81%		
Wednesday April 17 2024							
3:30 AM	US	API Crude Oil Stock Change APR/12			3.034M		
10:00 AM	ID	Retail Sales YoY FEB			1.10%		1.20%
6:00 PM	US	MBA 30-Year Mortgage Rate APR/12			7.01%		
6:00 PM	US	MBA Mortgage Applications APR/12			0.10%		
6:00 PM	US	MBA Mortgage Market Index APR/12			195.7		
6:00 PM	US	MBA Mortgage Refinance Index APR/12			498.3		
6:00 PM	US	MBA Purchase Index APR/12			138.7		
9:30 PM	US	EIA Crude Oil Stocks Change APR/12			5.841M		
9:30 PM	US	EIA Gasoline Stocks Change APR/12			0.715M		
9:30 PM	US	EIA Crude Oil Imports Change APR/12			1.13M		
9:30 PM	US	EIA Cushing Crude Oil Stocks Change APR/12			-0.17M		
9:30 PM	US	EIA Distillate Fuel Production Change APR/12			0.033M		
9:30 PM	US	EIA Distillate Stocks Change APR/12			1.659M		
9:30 PM	US	EIA Gasoline Production Change APR/12			-0.538M		
9:30 PM	US	EIA Heating Oil Stocks Change APR/12			0.478M		
9:30 PM	US	EIA Refinery Crude Runs Change APR/12			-0.115M		
10:30 PM	US	17-Week Bill Auction			5.23%		

	CN	FDI (YTD) YoY MAR		-19.90%		-25.00%
Thursday April 18 2024			Actual	Previous	Consensus	Forecast
12:00 AM	US	<u>20-Year Bond Auction</u>		4.54%		
1:00 AM	US	<u>Fed Beige Book</u>				
3:00 AM	US	<u>Net Long-term TIC Flows FEB</u>		\$36.1B	\$40.2B	
3:00 AM	US	<u>Foreign Bond Investment FEB</u>		\$67.8B		
3:00 AM	US	<u>Overall Net Capital Flows FEB</u>		-\$8.8B		
4:30 AM	US	<u>Fed Mester Speech</u>				
7:30 PM	US	<u>Initial Jobless Claims APR/13</u>		211K	214K	212.0K
7:30 PM	US	<u>Philadelphia Fed Manufacturing Index APR</u>		3.2	0.8	1
7:30 PM	US	<u>Continuing Jobless Claims APR/06</u>		1817K		1820.0K
7:30 PM	US	<u>Jobless Claims 4-week Average APR/13</u>		214.25K		215.0K
7:30 PM	US	<u>Philly Fed Business Conditions APR</u>		38.6		
7:30 PM	US	<u>Philly Fed CAPEX Index APR</u>		23.6		
7:30 PM	US	<u>Philly Fed Employment APR</u>		-9.6		
7:30 PM	US	<u>Philly Fed New Orders APR</u>		5.4		
7:30 PM	US	<u>Philly Fed Prices Paid APR</u>		3.7		
8:15 PM	US	<u>Fed Williams Speech</u>				
9:00 PM	US	<u>Existing Home Sales MAR</u>		4.38M	4.2M	4.28M
9:00 PM	US	<u>Existing Home Sales MoM MAR</u>		9.50%		-2.20%
9:00 PM	US	<u>CB Leading Index MoM MAR</u>		0.10%	-0.10%	0.10%
9:30 PM	US	<u>EIA Natural Gas Stocks Change APR/12</u>		24Bcf		
10:00 PM	US	<u>Fed Bostic Speech</u>				
10:30 PM	US	<u>4-Week Bill Auction</u>		5.27%		
10:30 PM	US	<u>8-Week Bill Auction</u>		5.27%		
11:00 PM	US	<u>15-Year Mortgage Rate APR/17</u>		6.16%		
11:00 PM	US	<u>30-Year Mortgage Rate APR/17</u>		6.88%		
Friday April 19 2024			Actual	Previous	Consensus	Forecast
12:00 AM	US	<u>5-Year TIPS Auction</u>		1.71%		
4:45 AM	US	<u>Fed Bostic Speech</u>				
9:30 PM	US	<u>Fed Goolsbee Speech</u>				
Saturday April 20 2024			Actual	Previous	Consensus	Forecast
12:00 AM	US	<u>Baker Hughes Oil Rig Count APR/19</u>		506		
12:00 AM	US	<u>Baker Hughes Total Rigs Count APR/19</u>		617		
Monday April 22 2024			Actual	Previous	Consensus	Forecast
8:15 AM	CN	<u>Loan Prime Rate 1Y</u>		3.45%		
8:15 AM	CN	<u>Loan Prime Rate 5Y APR</u>		3.95%		
7:30 PM	US	<u>Chicago Fed National Activity Index MAR</u>		0.05		0.29
10:30 PM	US	<u>3-Month Bill Auction</u>		5.25%		
10:30 PM	US	<u>6-Month Bill Auction</u>		5.16%		

Tuesday, April 16, 2024

Cash Dividend

WOMF | IFSH | SICO | ARNA | ITMG
[Cum]

Cash Dividend

TMAS | ADMF
[Ex]

Right Issue

WIKA | FREN
[Cum]

Right Issue

SDRA
[Distribution]

IPO

MHKI | ATLA | CABR
[Listing]

RUPS

ERTX | EAST | BPII

FREN - Right Issue

Ratio (New:Old) 75:178 and Exercise Price Rp 50
Cum Date: 16/04/2024
Ex Date: 17/04/2024
Recording Date: 18/04/2024
Trading Date: 22/04/2024-06/05/2024
Subscription Date: 22/04/2024-06/05/2024

EAST - RUPST

Date :16/04/2024
Time :14:00

Venue: Eastparc Hotel Yogyakarta Jl Kapas No 1 Catur Tunggal,
Depok, Sleman Yogyakarta

ERTX - RUPSLB

Date :16/04/2024
Time:09:30
Venue: PT.Eratex Djaja Tbk. Surabaya

ARNA - Cash Dividend Rp 43

Cum Date: 16/04/2024
Ex Date: 17/04/2024
Recording Date: 18/04/2024
Payment Date: 26/04/2024

ATLA - IPO

IPO Shares 1,200,000,000
Price Rp 100
Offering Date: 02/04/2024-04/04/2024
Listing Date: 16/04/2024

BPII - RUPSLB

Date :16/04/2024
Time :14:00
Venue:Gedung Chase Plaza Lantai 12
Kavling 21, Jakarta Selatan 12920

ITMG - Cash Dividend Rp 1747

Cum Date: 16/04/2024
Ex Date: 17/04/2024
Recording Date: 18/04/2024
Payment Date: 25/04/2024

MHKI - IPO

IPO Shares 750,000,000
Price Rp 160
Offering Date: 02/04/2024-04/04/2024
Listing Date: 16/04/2024

SICO - Cash Dividend Rp2

Cum Date: 16/04/2024
Ex Date: 17/04/2024
Recording Date:18/04/2024
Payment Date: 30/04/2024

ATLA - Warrant Seri 1

Ratio (Warrant:New Share) 1:1 and Exercise Price Rp 300
Info: stp 20 saham baru berhak memperoleh 29 Waran
Trading Date: 16/04/2024-10/04/2025
Subscription Date: 16/10/2024-15/04/2025

WOMF - Cash Dividend Rp 20.37

Cum Date: 16/04/2024

Ex Date: 17/04/2024

Recording Date: 18/04/2024

WIKA - Right Issue

Ratio (New: Old) 521981761:100000000 and Exercise Price Rp

Cum Date: 16/04/2024

Ex Date: 17/04/2024

LQ 45 Performance

Top Gainer

MBMA 580 (4.5%)
BRPT 1,005 (3.6%)
SIDO 675 (2.2%)
ASII 5,275 (1.9%)
UNTR 25,250 (0.7%)

Top Volume

GOTO 68 (11.4 Mn Lot)
SIDO 675 (2.5 Mn Lot)
BBRI 5,650 (1.7 Mn Lot)
BRPT 1,005 (1.2 Mn Lot)
MBMA 580 (1.1 Mn Lot)

Top Frekuensi

BBRI 5,650 (35k x)
TLKM 3,430 (16k x)
BBCA 9,825 (15k x)
SIDO 675 (15k x)
BBNI 5,300 (14k x)

Top Loser

MDKA 2,620 (-2.2%)
BUKA 146 (-2%)
AKRA 1,735 (-1.9%)
ARTO 2,530 (-1.9%)
EXCL 2,300 (-1.7%)

Top Value

BBRI 5,650 (1011 IDR Bn)
BBCA 9,825 (694.5 IDR Bn)
TLKM 3,430 (398.6 IDR Bn)
BMRI 6,825 (316.1 IDR Bn)
ASII 5,275 (311.7 IDR Bn)

All Stock Performance

Top Gainer

ARTI 3 (50%)
JAWA 105 (34.6%)
BAJA 113 (34.5%)
CGAS 172 (34.3%)
HOMI 145 (34.2%)

Top Volume

GOTO 68 (11.4 Mn Lot)
DOOH 58 (5.4 Mn Lot)
BHAT 424 (3.3 Mn Lot)
SIDO 675 (2.5 Mn Lot)
BIPI 81 (2.3 Mn Lot)

Top Frekuensi

BBRI 5,650 (35k x)
SATU 154 (26k x)
BREN 6,925 (19k x)
SDPC 151 (18k x)
TLKM 3,430 (16k x)

Top Loser

POLU 488 (-17.2%)
VTNY 188 (-12.1%)
SKRN 386 (-11%)
BUAH 1,240 (-10.1%)
AEGS 72 (-10%)

Top Value

BBRI 5,650 (1011 IDR Bn)
BBCA 9,825 (694.5 IDR Bn)
BREN 6,925 (440.6 IDR Bn)
TLKM 3,430 (398.6 IDR Bn)
BMRI 6,825 (316.1 IDR Bn)

JAKARTA (Head Office)

Gedung Sucaco Lt 3
JL. Kebon Sirih Kav. 71
Jakarta Pusat – 10340
Telp : +622139836420

SEMARANG

JL. Sembodro No. 12A, Plomblokan
Kec. Semarang Utara, Kota Semarang
Jawa Tengah – 50171
WA : +6281808054623
Telp : +62243512068

SURABAYA

Ruko Galeri Bukit Indah
(Pakuwon Indah) RK03-001, Kel. Lontar
Kec. Sambikerep, Surabaya, Jawa Timur
WA : +62 856-7279-999
Telp : +623198700528

Telp : +62 21 3983 6420

Fax : +62 21 3983 6422

Email:

admin.aonline@erdikha.com

aof.elit@erdikha.com

Career: hrd@erdikha.com

Disclaimer :

The information contained herein has been compiled from sources that we believe to be reliable. No warranty (express or implied) is made to the accuracy or completeness of the information. All opinions and estimates included in this report constitute our judgment as of this date, without regards to its fairness, and are subject to change without notice. This document has been prepared for general information only, without regards to the specific objectives, financial situation and needs of any particular person who may receive it. No responsibility or liability whatsoever or howsoever arising is accepted in relation to the contents hereof by any company mentioned herein, or any their respective directors, officers or employees. This document is not an offer to sell or a solicitation to buy any securities. This firms and its affiliates and their officers and employees may have a position, make markets, act as principal or engage in transaction in securities or related investments of any company mentioned herein, may perform services for or solicit business from any company mentioned herein, and may have acted upon or used any of the recommendations herein before they have been provided to you. Available only to person having professional experience in matters relating to investments.